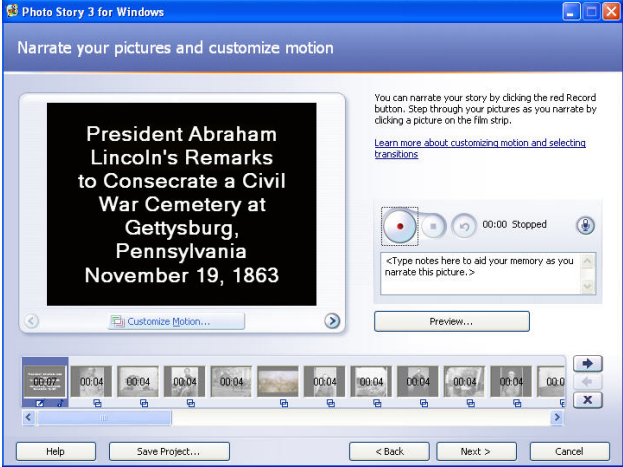
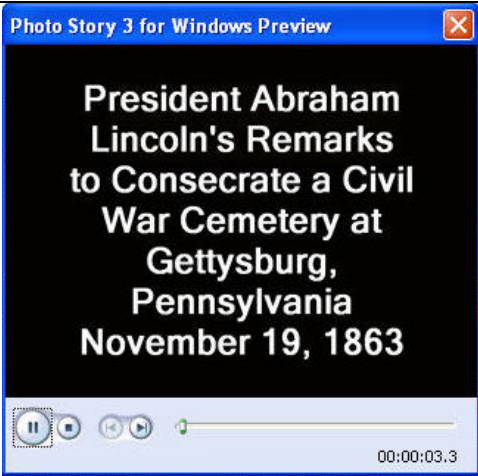
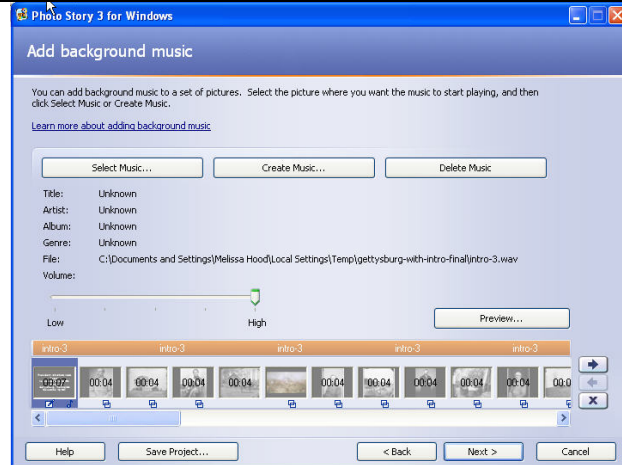


## Previewing Your Work in Photo Story 3

There are a few opportunities to preview a digital story while creating it. The preview allows you to determine if the narration and music match the text and images. It can help you determine if the transitions need to be slowed down or sped up. It is also a way to see the piece as a whole before it has been built.

Type or Do the Following	Results
<p>1. With the addition of narration in the third screen of Photo Story 3, you can preview the effect of pictures, text, and narration.</p>	
<p>2. After clicking on <i>Preview</i>, you can view the current form of your digital story. The screen will open as a pop-up. Use this preview to determine if the narration matches the images.</p>	

3. If you add music to the digital story, then you are also able to preview its effect in the fourth screen.



4. The same screen will pop-up, but it will allow you to determine if the music matches the images and narration.

